



## Summary Feedback

### ST1 – ST4 Teaching Programme 2023

**DKT FRCR 2B Viva (Session 16)**

**(4<sup>th</sup> May 2023)**

**Delivered By:**

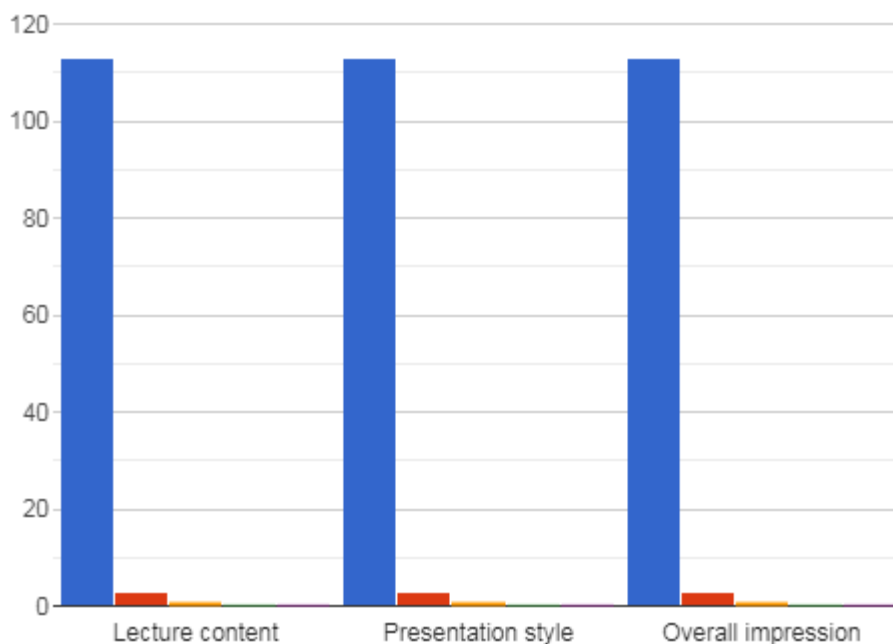
**(Sami Khan)**

#### Summary Points:

- ST1-ST4 teaching programme 2023 – Viva Session 16: 2 hours teaching time
- Total Attendees: 360 from 32 Countries (Australia, Bahrain, Bangladesh, Canada, Czech Republic, Dominica, Egypt, Hong Kong, India, Indonesia, Iraq, Ireland, Jordan, Kenya, Kuwait, Malaysia, Myanmar, Nepal, Nigeria, Oman, Pakistan, Qatar, Saudi Arabia, South Africa, Sri Lanka, Sudan, Türkiye, UAE, UK, Yemen, Zambia, Zimbabwe).
- Total feedback received from 117 participants

Please rate the following aspects of the session

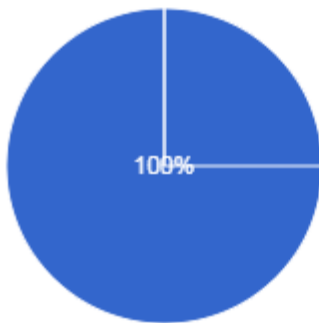
Excellent    Very good    Good    Satisfactory  
Poor



Did you find it useful  
117 responses

● Yes

● No



## Testimonials

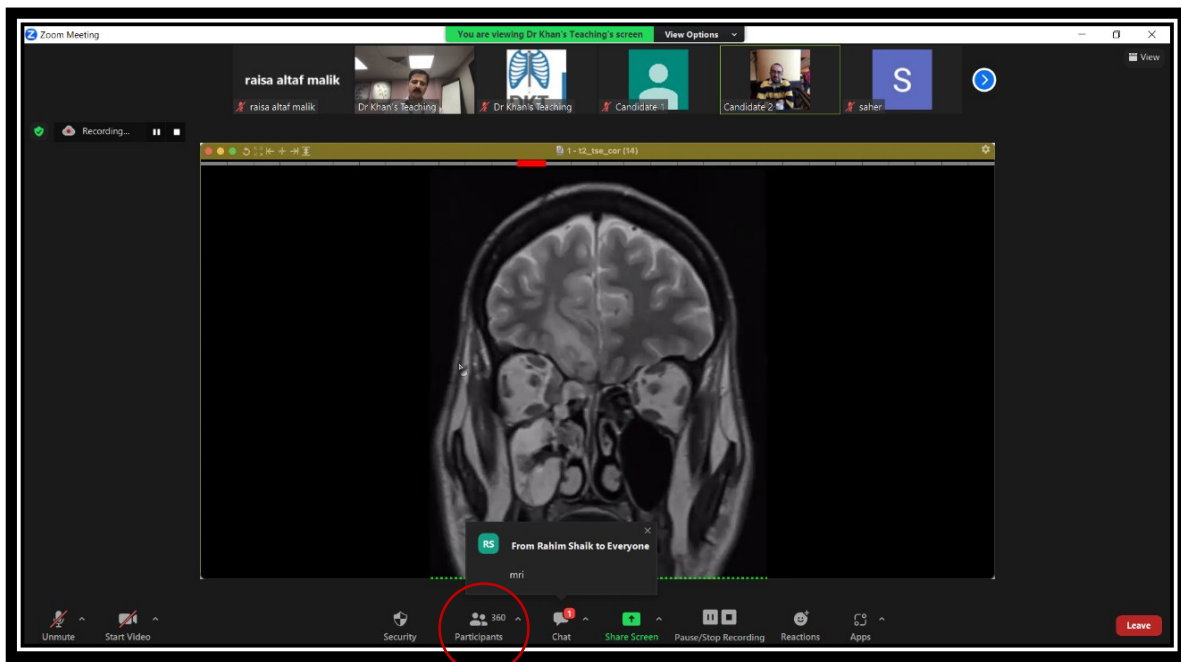
- The detailed description of findings is extremely helpful from exam point of view (Pakistan).
- Case discussions were the best (Bahrain).
- Teaching and explanation was great (Saudi Arabia).
- Exposure to abundance of interesting cases was amazing (Malaysia).
- The way sir shows us numerous cases and patiently explains is just amazing (Pakistan).
- Post case explanation was amazing (UAE).
- The quality of the cases was great (South Africa).
- Long cases were the best (UK).
- All perfect (Türkiye).
- The variety of cases and method of teaching was very useful (Pakistan).
- Whole viva was useful (UK).
- Superb session (India).
- More than perfect (Saudi Arabia).
- Outstanding (Saudi Arabia).
- Awesome (Saudi Arabia).
- Excellent teaching skills!! (Saudi Arabia).
- Nice challenging cases (Egypt).
- Excellent lecture (Egypt).
- Variety of cases and approach were great (India).
- Valuable and useful (Yemen).
- Excellent, and very proud of you to achieve 75000 Attendee land mark (Saudi Arabia).
- Cases and descriptions by Dr. Sami were the most useful (Pakistan).
- Case discussion was amazing (India).
- Viva cases were the most valuable (Sri Lanka).

## FRCR 2B Viva (Session 16)

- Every aspect was useful (UK).
- All covered aspects are equally useful (Saudi Arabia).
- Good images (Kenya).
- Teaching points were valuable (Saudi Arabia).
- All of it was useful (Iraq).
- The viva cases are very informative (Kenya).
- Chondrosarcoma case, venous thrombosis, ankylosis spondylitis with fracture were the best aspects (Egypt).
- Great cases and discussion (UAE).
- Every case was useful (Pakistan).
- Nice cases (Saudi Arabia).
- Very representative cases (UAE).
- Excellent cases (Egypt).
- All aspects are excellent (Pakistan).
- Variety of cases & interpretation were the most valuable aspects (Egypt).
- Very useful session (Pakistan).
- Great cases and very well explained (Kenya).
- Teaching points were the best (Pakistan).
- Interactive (UK).
- Excellent cases and discussion (Egypt).
- Very informative and good variety of cases (Oman).
- Compilation of excellent teaching cases and teaching point related to each case was amazing (Pakistan).
- Observational cases were the most useful (Egypt).
- Detailed explanation of the cases, though the cases were a little tough (UAE).
- All of it was valuable (Egypt).
- Cases quality was the best (UK).
- Approach to viva was the most valuable (Pakistan).
- Clear explanations (Kenya).
- "The variety of cases was diverse. Multiple imaging modalities were included" (Saudi Arabia).
- Excellent cases (Pakistan).
- Every aspect was useful (UK).
- Perfect coverage (Egypt).
- It's all excellent (Yemen).
- Great knowledge (Pakistan).
- Keep on with the good work!! (Kenya).
- Very useful (UK).
- Excellent impression (Pakistan).
- Excellent class (Pakistan).
- Excellent work (Saudi Arabia).
- Excellent teaching session by Dr. Khan (Pakistan).
- Thank you! (Malaysia).
- Impressive session. Thank you so much (Egypt).
- Most amazing lecture (UK).
- Thanks for your effort great session (Yemen).
- A very excellent class (Pakistan).
- Great as usual (Egypt).

## FRCR 2B Viva (Session 16)

- Brilliant (Oman).
- Interactive session (Pakistan).
- Woow (Egypt).
- Very educative (Kenya).
- The pathologies were very refreshing (Egypt).
- Very useful and informative (Saudi Arabia).
- The take overs by Dr. Khan for illustration were the best (Egypt).
- Thanks a lot and appreciate your teaching sir (Egypt).



S.NO	Date / Time	Topic	Duration	Lecturer
1.	11/05/2023 18:30	FRCR 2B Practice Viva - MSK Pre-recorded (Session 17)	2 hours	Dr Syed Babar Ajaz, Consultant Radiologist, Imperial Health Care NHS Trust, London, UK
2.	18/05/2023 18:30	FRCR 2B Viva- MSK Cases (Session 18)	2 hours	Dr Hifz-Ur-Rehman Aniq, Consultant MSK Radiologist, Liverpool University Hospital, UK
3.	25/05/2023 18:30	FRCR 2B - Mock Exam Viva (Session 19)	2 hours	Muhammad Imran, Consultant Radiologist, James Cook University Hospital, UK
4.	01/06/2023 18:30	FRCR 2B Practice Viva – MSK - Pre-recorded (Session 20)	2 hours	Dr. IAN Pressney, Consultant MSK Radiologist, Royal National Orthopaedic Hospital, London, UK
5.	08/06/2023 18:30	FRCR 2B Viva - Breast Imaging (Session 21)	2 hours	Dr Muhammad Ahsan Saleem, Consultant Radiologist, North Tees and Hartlepool NHS Trust, UK

FRCR 2B Viva (Session 16)



=====XX=====XX=====